



Easy




MEDIUM TO HIGH

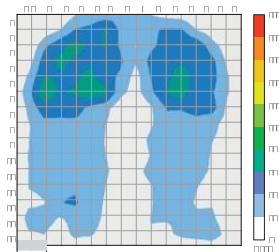
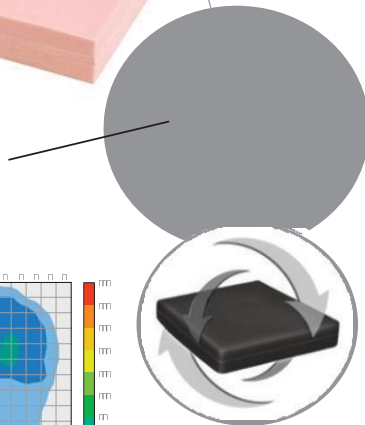
Features & Benefits

- Fully Rotational - No top, bottom, front or back
- Ideal pressure relieving cushion for use in the nursing home environment.
- The Easy cushion has a layer of FloGel sandwiched between an upper and lower layer of viscoelastic foam
- The combination of pressure relieving **FloGel** and **viscoelastic** foam facilitates effective pressure re-distribution while allowing the patient to immerse themselves comfortably into the cushion
- Conforms to the shape of the user, increasing surface area and relieving pressure
- Clear protective polyurethane film coating is easy to wipe clean and is suitable for incontinent users (on every foam cushion, not in illustration)
- Lightweight and easy to transport
- Includes outer cover

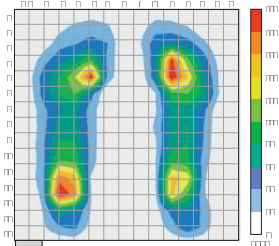
Viscoelastic Slow Recovery Foam



Pressure Relieving FloGel - Segmented For Added Conformity



Pressure diagram with RELAX Easy cushion



Pressure diagram without wheelchair cushion

Product Code	Dimensions* (Width x Length x Height)	Cushion Weight
RE005-1416	36cm x 40cm x 5cm / 14" x 16" x 2"	1.7kg/3.8lb
RE005-1616	40cm x 40cm x 5cm / 16" x 16" x 2"	1.8kg/4.0lb
RE005-1717	43cm x 43cm x 5cm / 17" x 17" x 2"	1.9kg/4.2lb
RE005-1816	45cm x 40cm x 5cm / 18" x 16" x 2"	1.9kg/4.2lb
RE005-1818	45cm x 45cm x 5cm / 18" x 18" x 2"	2.0kg/4.4lb
RE005-1820	45cm x 50cm x 5cm / 18" x 20" x 2"	2.1kg/4.6lb
RE005-2020	50cm x 50cm x 5cm / 20" x 20" x 2"	2.2kg/4.8lb
RE005-2218	55cm x 45cm x 5cm / 22" x 18" x 2"	2.3kg/5.0lb

The weight limit for the Easy cushion is 130kgs/287lbs

*A tolerance of +/- 5mm is applied to dimensions



1800 994 408
 Fax 5335 1604
 admin@abilityinmotion.com.au